

## DH-SD6323C/23E/36E/70-HN

---

23x/36x Cost-effective PTZ Dome Camera



### Features

- Powerful 23x/36x optical zoom
- High resolution@700TVL/600TVL/540TVL
- DWDR, Day/Night (ICR), DNR (2D&3D), Auto iris, Auto focus, AWB, AGC, BLC
- Max 300 °/s pan speed, 360° continuous pan rotation
- Up to 255 presets, 5 auto scan, 8 tour, 5 pattern
- Support intelligent 3D positioning with DH-SD protocol
- IP66

# DH-SD6323C/23E/36E/70-HN

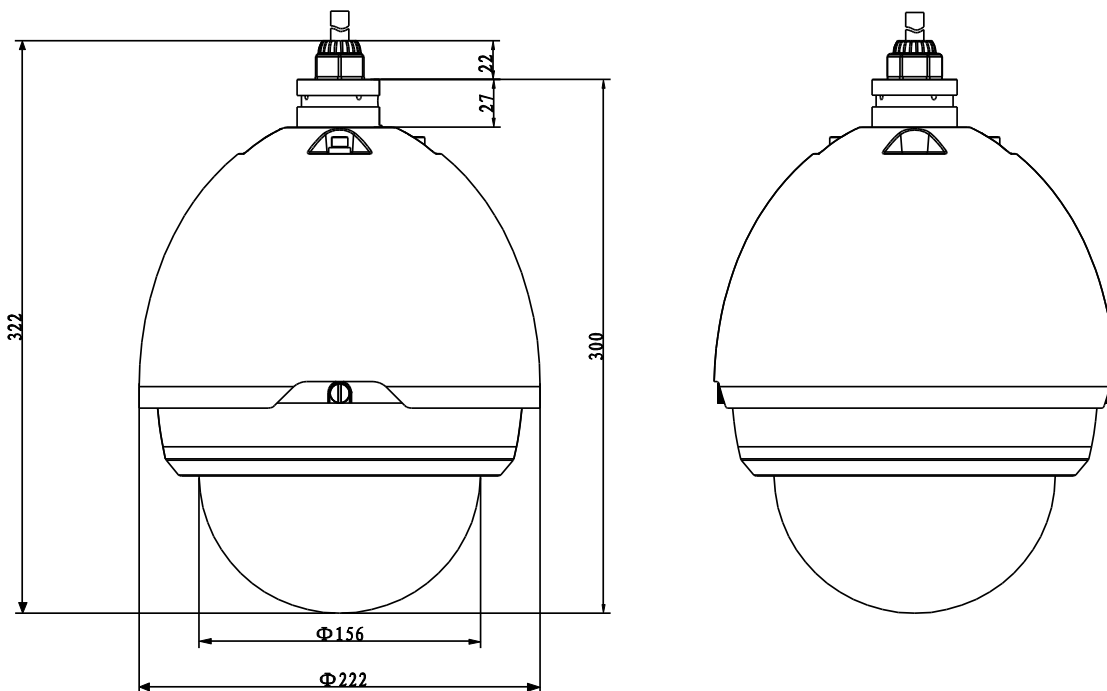
## Technical Specifications:

Model	DH-SD6323C-H	DH-SD6323E-H	DH-SD6336E-H	DH-SD6370-H
<b>Camera</b>				
Image Sensor	1/4"CMOS	1/4" EXview HAD CCD II		1/3" EXview HAD CCD II
Effective Pixels	640(H) × 480(V)	976(H) × 582(V) /976(H) × 494(V)		
Horizontal Resolution	540TVL	Color: 650TVL; B/W: 700TVL		Color: 700TVL B/W: 750TVL
Scanning System	Progressive	Interlacing		
Electronic Shutter Speed	1/50(60)s~1/100,000s	1/1s ~1/100,000s		
Min. Illumination	Color: 0.5Lux/F1.6 B/W: 0.05Lux/F1.6	Color: 0.01 Lux/F1.6 B/W: 0.001Lux/F1.6		Color: 0.001Lux/F1.6 B/W: 0.001Lux/F1.6
S/N Ratio	More than 50dB			
Video Output	BNC(1.0Vp-p/75Ω), PAL / NTSC			
<b>Camera Features</b>				
Day/Night	Auto(ICR) / Color / B/W			
Backlight Compensation	BLC	BLC / HLC / DWDR (Digital WDR)		
White Balance	Auto, ATW, Indoor, Outdoor, Manual			
Gain Control	Auto / Manual			
Noise Reduction	2D	2D / 3D		
Privacy Masking	N.A.	Up to 24 areas		
Digital Zoom	N.A.	16x		
<b>Lens</b>				
Focal Length	3.9mm~89.7mm (23x Optical zoom)	3.9mm~89.7mm (23x Optical zoom)	3.4mm~122.4m (36x Optical zoom)	3.9mm~89.7mm (23x Optical zoom)
Max Aperture	F1.6~ F3.7	F1.6~ F3.7	F1.6~ F4.5	F1.6~ F2.7
Focus Control	Auto / Manual			
Angle of View	H: 53.5° ~2.62°	H: 61.68° ~ 3.06°	H: 57.8°~1.7°	H: 57.58°~ 3.12°
Close Focus Distance	100mm~1000m m	100mm~1000mm		
<b>PTZ</b>				
Pan/Tilt Range	Pan: 0° ~ 360° endless; Tilt: -2° ~ 90°, auto flip 180°			
Manual Control Speed	Pan: 0.1° ~ 250°/s; Tilt: 0.1° ~150°/s			
Preset Speed	Pan: 300°/s; Tilt: 200°/s			
Preset	80(DH-SD) , 255(Pelco-P/D)			
PTZ Mode	5 Pattern, 8 Tour, Auto Pan, Auto Scan			

## DH-SD6323C/23E/36E/70-HN



Speed Setup	Human-oriented focal length/ speed adaptation
Power up Action	Auto restore to previous PTZ and lens status after power failure
Idle Motion	Activate Preset/Pan/Scan/Tour/Pattern if there is no command in the specified period
Time Task	Auto activation of Preset/Pan/Scan/Tour/Pattern by preset-time
Protocol	DH-SD, Pelco-P/D (Auto recognition)
<b>Auxiliary Interface</b>	
RS485	1 port
<b>General</b>	
Power Supply	AC24V/3A ( $\pm 10\%$ ), DC12V optional
Power Consumption	12W, 24W(Heater on)
Working Environment	$-40^{\circ}\text{C} \sim 60^{\circ}\text{C}$ / Less than 90% RH
Ingress Protection	IP66
Vandal Resistance	IK10(optional)
Dimensions	$\Phi 222(\text{mm}) \times 324(\text{mm})$
Weight	5.0kg

### Dimensions (mm)












# DH-SD6323C/23E/36E/70-HN

## Accessories

	
DH-63FB	Power Supply

## Accessories (Optional)

				
DH-PFA111	DH-PFB300C	DH- PFB301C	DH-PFA112	DH-PFA113

			
DH-PFB301S	DH-PFA120	DH- PFA150	DH-PFA151

### Dahua Technology Co., Ltd.

1187 BinAn Road, Binjiang District, Hangzhou, China

Tel: +86-571-87688883

Fax: +86-571-87688815

Email: [overseas@dahuatech.com](mailto:overseas@dahuatech.com)

[www.dahuatech.com](http://www.dahuatech.com)

\*Design and specifications are subject to change without notice.

© 2013 Dahua Technology Co., Ltd.